

# RECESSED

## 4" HOUSINGS

50W PAR20/R20 or LED Equivalent

### 4" LINE VOLTAGE NON IC RETROFIT HOUSING



RS2000R

#### RS2000R

Ceiling Opening: 4-1/4"

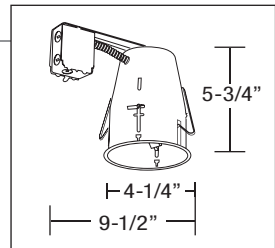
Height: 5-3/4"

Lamp:

50W Max. Med. Base PAR20/ R20

#### Features:

- Meets CSA/UL standards
- Thermally protected
- Adjustable socket bracket
- Accommodates ceiling up to 1" thick
- Suitable for damp location
- Optional premounting plate available for new constructions (RS2000R-PLATE)



### 4" LINE VOLTAGE NON IC HOUSING



RS2000

#### RS2000

Ceiling Opening: 4-1/4"

Mounting Plate:

8"L x 5-3/4"W

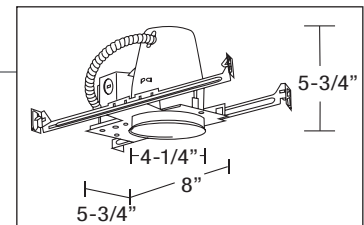
Height: 5-3/4"

Lamp:

50W Max. Med. Base PAR20/ R20

#### Features:

- Meets CSA/UL standards
- Thermally protected
- Adjustable socket bracket
- Mounting bars extend from 14" to 24"
- Housing adjusts 1-1/2", vertically in mounting band and may be removed to access junction box after installation
- Accommodates new ceiling up to 1-1/2" thick
- Suitable for damp location



### 4" LINE VOLTAGE AIRTIGHT IC HOUSING



RS2000IC/AT-S

#### RS2000IC/AT-S

Ceiling Opening: 4"

Mounting Plate:

8-1/2"L x 6"W

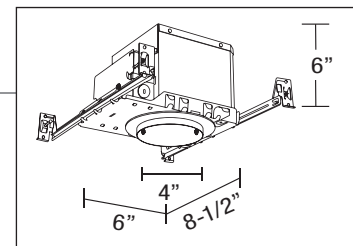
Height: 6"

Lamp:

50W Max. Med. Base PAR20/ R20

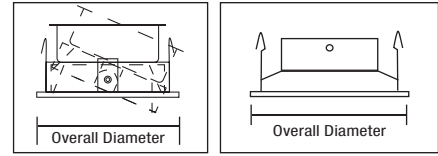
#### Features:

- Meets CSA/UL standards
- Thermally protected
- Meets Washington State energy code standards
- Adjustable socket bracket
- Mounting bars extend from 14" to 24"
- Accommodates new ceiling up to 1-1/2" thick
- Suitable for damp location
- Approved for insulated ceilings



4" TRIMS

4" INTERCHANGEABLE TRIMS



201BK



201WH



202BK



202BZ



202CH



202PT



204BK



207BN



207BZ



207PT



207WH



216WH

All Trims Rated for 50W R20 or PAR20 Lamps  
Except as Noted

Item No.	Trim	Dim.	Finishes
201BK	Step Baffle	5"D	Black
201WH			White
202BK	Reflector		Black
202BZ			Bronze
202CH			Chrome
202PT			Pewter
204BK	Wall Wash		Black
207BN (PAR20 only)	Gimbal Ring		Brushed Nickel
207BZ (PAR20 only)			Bronze
207PT (PAR20 only)			Pewter
207WH (PAR20 only)			White
216WH (35W Max.)	Shower		White