

Bella

DLEDW-200 Wall washer Indoor / Outdoor



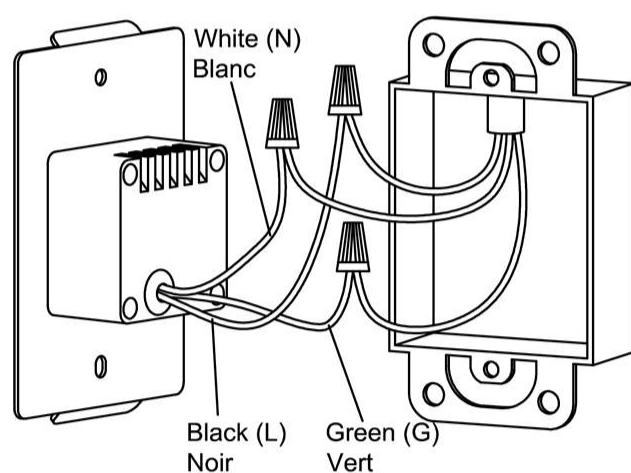
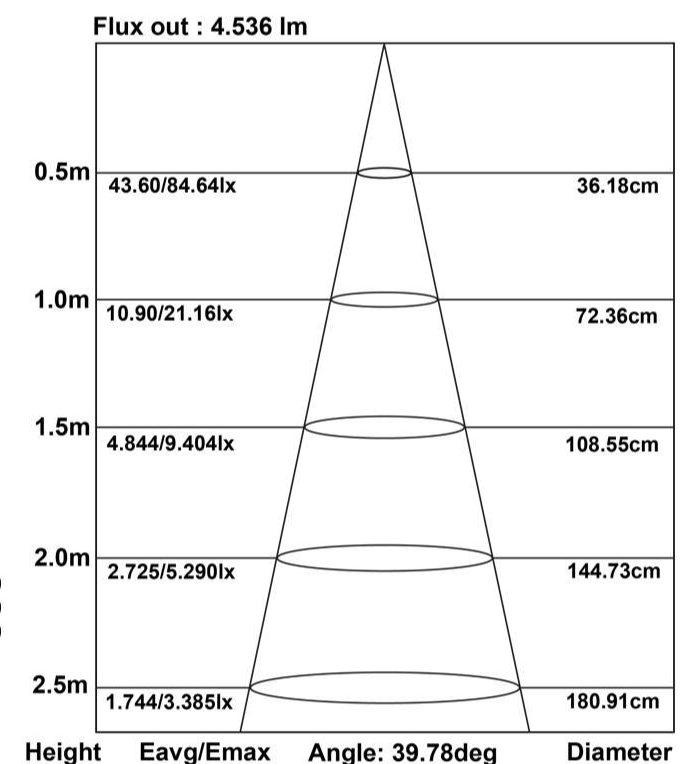
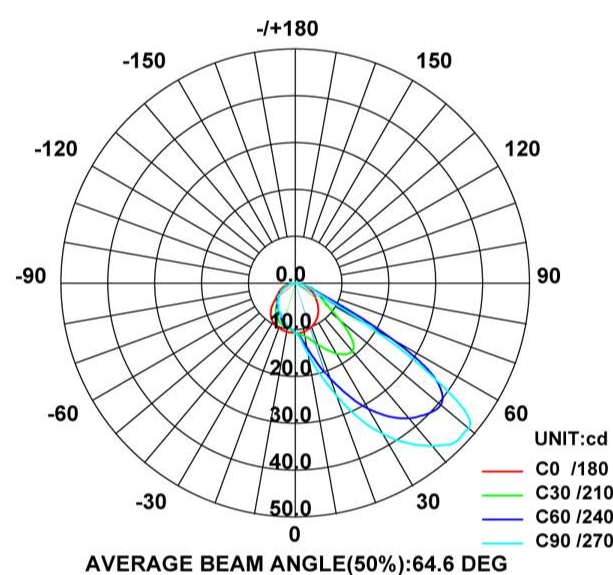
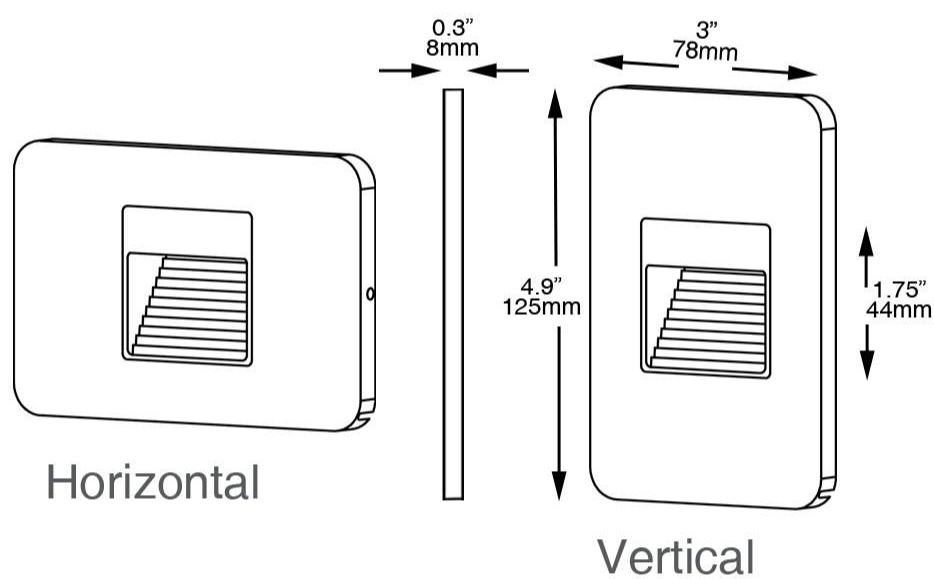
DLEDW-200-BA

Description:

- The "BELLA" wall washer series LED step/wall light is designed for indoor or outdoor wall mount applications using standard 2" (50mm) x 4" (102mm) metal or plastic J-box with minimum inside depth of 2" (50mm). J-Box not supplied. IC rated for direct contact with insulating materials. Wet location rated to PL65 standards. Has no visible screws providing clean seamless finish.
- Transposable design allows fixture to be mounted in horizontal or vertical positions. All fixtures assembled and packaged for vertical mounting.

Features:

- Die cast aluminum body with powder coat painted finish
- Die cast aluminum cut off feature to enable wall wash function.
- Available in Black, White, Bronze or Brushed Aluminum finish.
- Uses 3.3W LED - 2700°K - 85 + CRI
- 120V direct wiring - multiple fixtures can be wired together in parallel.
- The LED module is removable and can be replaced if required using exactly same binning.
- Includes integral 120V LED driver
- Smooth and continuous dimming (to 10%) can be achieved using Lutron DVELV-300P and MAELV-600 series product.
- 40,000 hour rated life.
- 5 year limited warranty

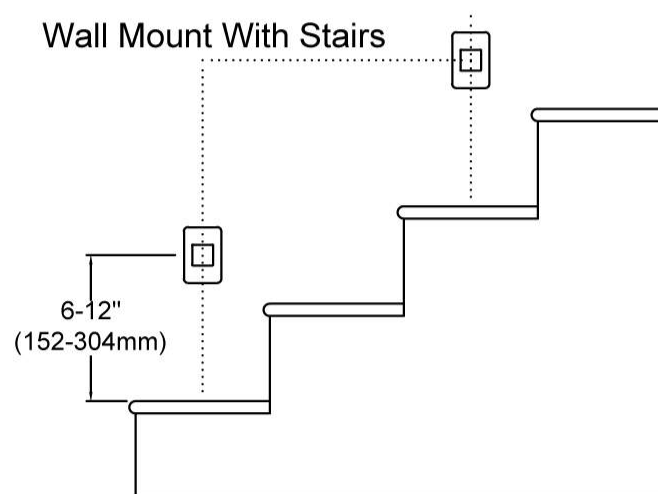


Data:

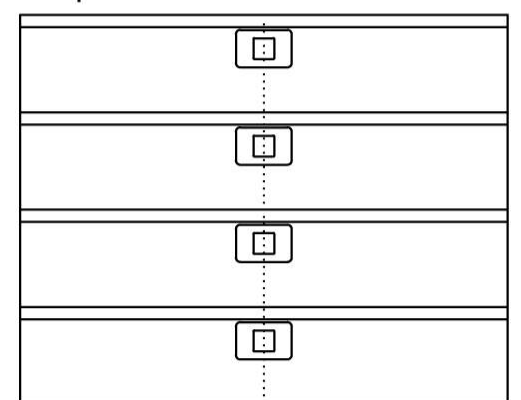
Input voltage 120V
 Input power 3.3W
 Input current 0.03A
 Frequency 60Hz
 Min starting temp. ... -20°C (-4°F)
 CRI 85+
 CCT 2700°K*
 Lumens..... 237Lm

* Please be advised that this series can also be ordered with special lenses to change colour output. Available in Amber, Blue and Red.

Spacing Recommendations



Step Mount For Stairs



Mount in center of stair as close to the upper tread as possible

Hallways

