





Shown actual size: Diva preset dimmer and 1-gang Claro® wallplate in White (WH).

Product family features








- Large paddle switch with a captive linear-slide dimmer for a standard designer wallplate opening
- Full family of products for most lighting sources
- Preset dimmer
- Select lighter color models feature built-in soft-glow locator light
- Uses standard single-pole and 3-way wiring for easy installation
- **eco-dim®** model available
- 1000W preset dimmers have voltage compensation, which maintains stable light levels, despite line voltage variations
- 100% factory tested
- Coordinating Claro®, Satin Colors® and Stainless Steel wallplates only available separately
- Custom engraving available for wallplates, see pg. 155

Control types


 Single-pole (one location)

 3-way or 4-way (two or more locations)

Direct load type compatibility

-  Incandescent/halogen lighting
-  Magnetic low-voltage lighting
-  Electronic low-voltage lighting
-  Fluorescent lighting
-  LED lighting
-  Dimmable compact fluorescent
-  Ceiling fans

Load type requiring load interface

 Neon/cold cathode lighting

Lighting load interfaces may be applicable for some additional load type, voltage and capacity combinations.

For additional information, see pg. 174.