



## Nelio Cone Adjustable ☆☆☆



CM



Comfort Clear Diffuse Cone/  
Brushed Steel Flange

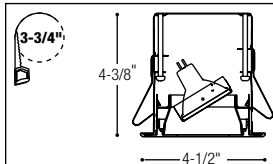


Comfort Clear Diffuse Cone/  
White Flange



White Cone/  
White Flange

This affordable white cone or premium Alzak® cone is available in three finishes. The centered lamp enables a 0-35° vertical adjustability or it can be locked in a downlight position with the lamp centered (locking device included). It provides a 358° horizontal rotation capability which is adjustable from below with a screwdriver. The aperture is only 1-7/8" x 1-7/8" (48mm x 48mm) and the faceplate is made of die-cast aluminum 1/8" (3.2mm) thick. For mounting plates for use with remodelers; see p. 546. Accommodates all ceiling types from 1/8" to 1-1/8" thick. For thicker ceilings see extra thick ceiling housing accessories on p. 547.



**343CCDSTX** Comfort Clear Diffuse Cone/Brushed Steel Flange

**343CCDCMX** Comfort Clear Diffuse Cone/Chrome Flange

**343CCDWHX** Comfort Clear Diffuse Cone/White Flange

**343WHWHX** White Cone/White Flange

*Note: Frame-in Kit not applicable: **303MRE**, **302MRIC7SPX** and **ES16** Frame-in Kits.*

INCANDESCENT		
NON-IC	IC	IC/AIRSEAL®
<b>302MRSPX</b>	<b>302MRIC9SPX</b>	<b>302MRAICSPX</b>
<b>302MREX</b>	50W MR16	<b>302MRAICEX</b>
<b>302MRLX</b>	37W MR16 IR	37W MR16 IR
50W MR16		
37W MR16 IR		
REMODELER		
<b>300MRSPX</b>		
50W MR16		
37W MR16 IR		
<b>3401MREX</b>		
37W MR16 IR		

HID
NON-IC
<b>302MH20MRE1</b>
20W MR16 (GX10) CMH
<b>302MH39MRE1</b>
39W MR16 (GX10) CMH
REMODELER
<b>3401MH20MRE1</b>
20W MR16 (GX10) CMH
<b>3401MH39MRE1</b>
39W MR16 (GX10) CMH